

KEISER[®]



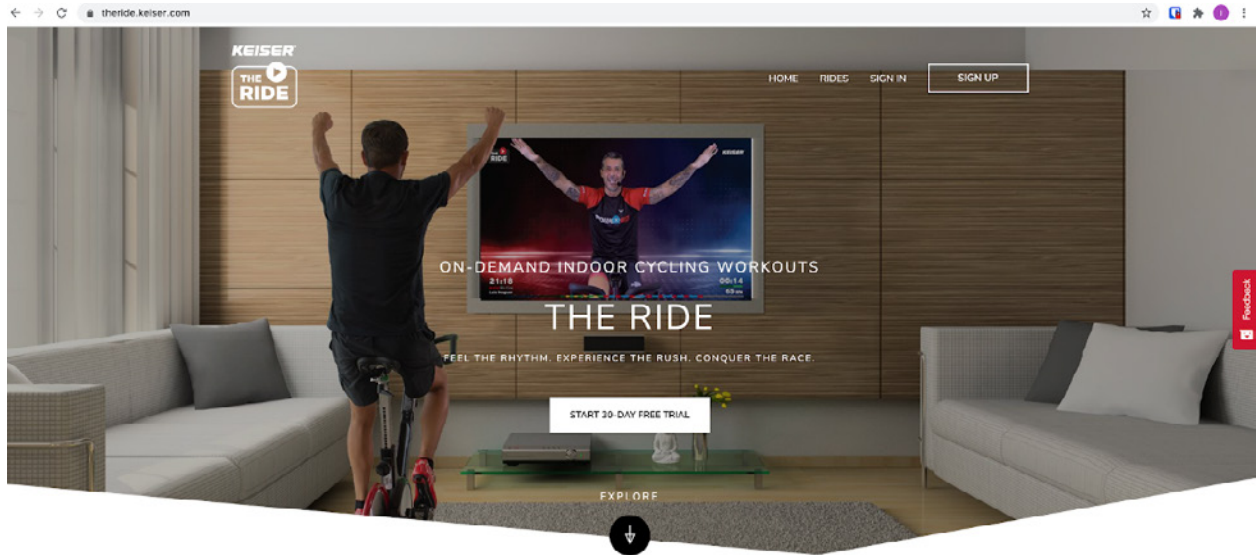
SIGN-UP INSTRUCTIONS

7 steps to enjoy The Ride.

Use the following step-by-step guide to sign up for The Ride by Keiser. If you have further questions, please contact TheRide@Keiser.com.

STEP 1

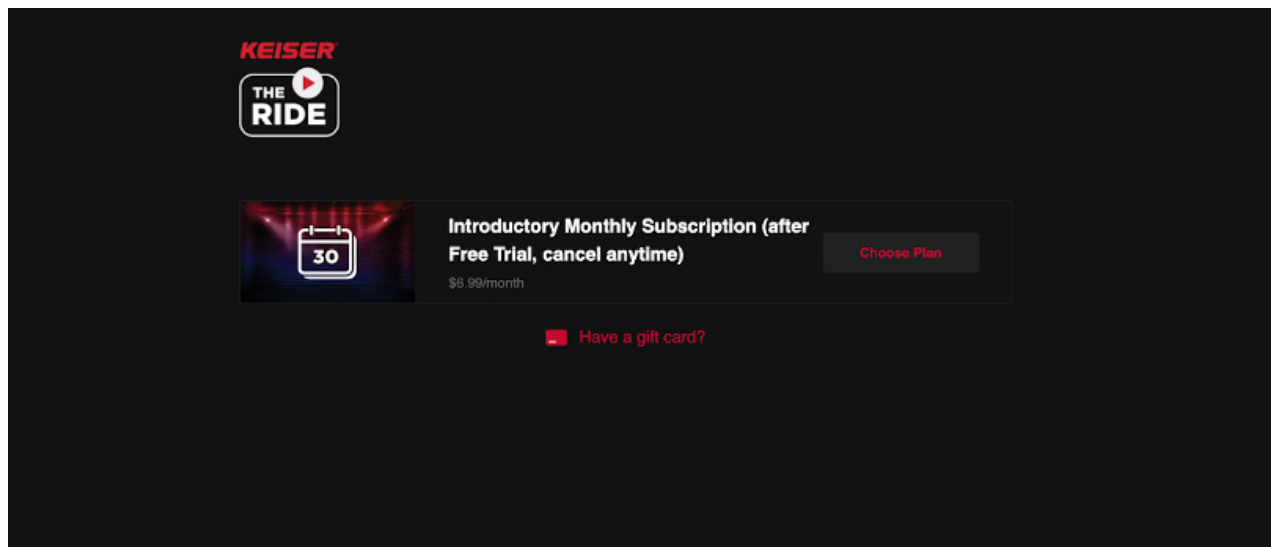
Visit The Ride's homepage on your web browser by using the url TheRide.Keiser.com. Once there, click on the words 'Sign Up' in the top right-hand corner of the page.



Workout With Us - Anytime, Anywhere

STEP 2

Click 'Choose Plan' in red letters beside the 'Introductory Monthly Subscription' text.



STEP 3

Enter a little bit of information about yourself to set up your account. This includes your email address, full name, and desired password. After agreeing to the Terms & Conditions, click the red 'Continue' button.

KEISER THE RIDE

Choose offer > Customer information > Complete order

Create an account Buy as a Gift

Email

Full Name

Password

By clicking this box you agree to the [Terms & Conditions](#)

Cancel Continue

30

Introductory Monthly Subscription (after Free Trial, cancel anytime)

Subscription

To Start Your Free Trial

Step 1: Sign up here to create your account.

Step 2: Download the app (optional).
Using a phone or tablet? Try our app for Android or iPhone. Download links are available when you finish the Create an Account process and in your Welcome email.

Step 3: Log in on your device
Use the email address and password you enter here to:
- Log in to our app on your mobile phone or tablet
- Log in on a web browser to watch on a computer or smart TV

STEP 4

Enter your billing details in the space provided on the left-hand side of the screen. Please note, you will need to complete this step to start your free trial and will be able to cancel at any time during your trial. Click the red 'Complete' button when you've finished.

KEISER THE RIDE

Choose offer > Customer information > Complete order

Billing Details

Card number MM / YY CVC

Cancel Complete

30

Introductory Monthly Subscription (after Free Trial, cancel anytime)

Subscription

To Start Your Free Trial

Step 1: Sign up here to create your account.

Step 2: Download the app (optional).
Using a phone or tablet? Try our app for Android or iPhone. Download links...

Discount code Apply

Subtotal **\$6.99**

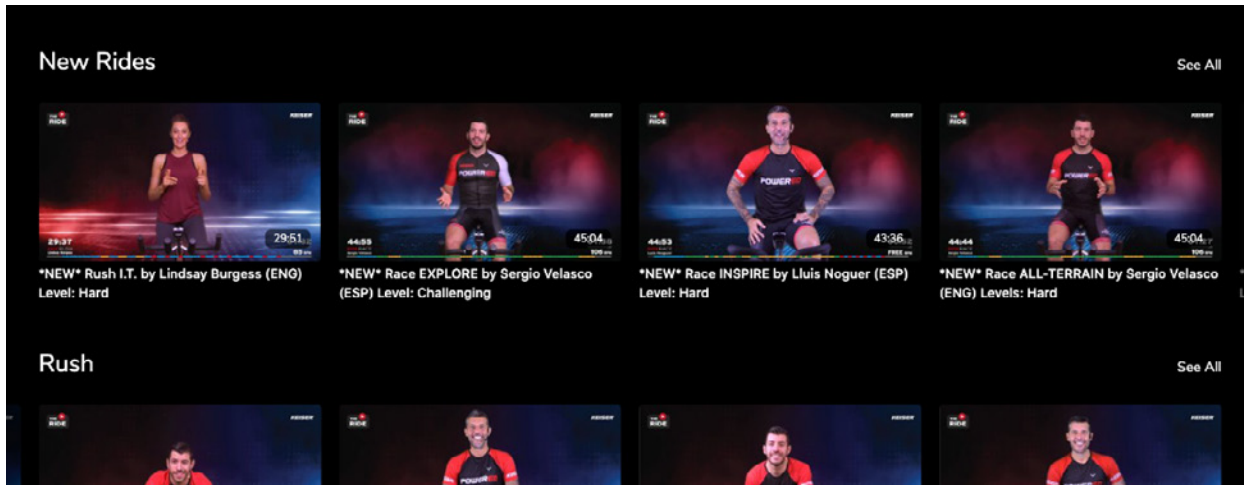
Discount **---**

Total **Free for 30 days**
\$6.99/month after trial

You'll only be charged when your 30 day free trial ends. You can cancel at any time before then.

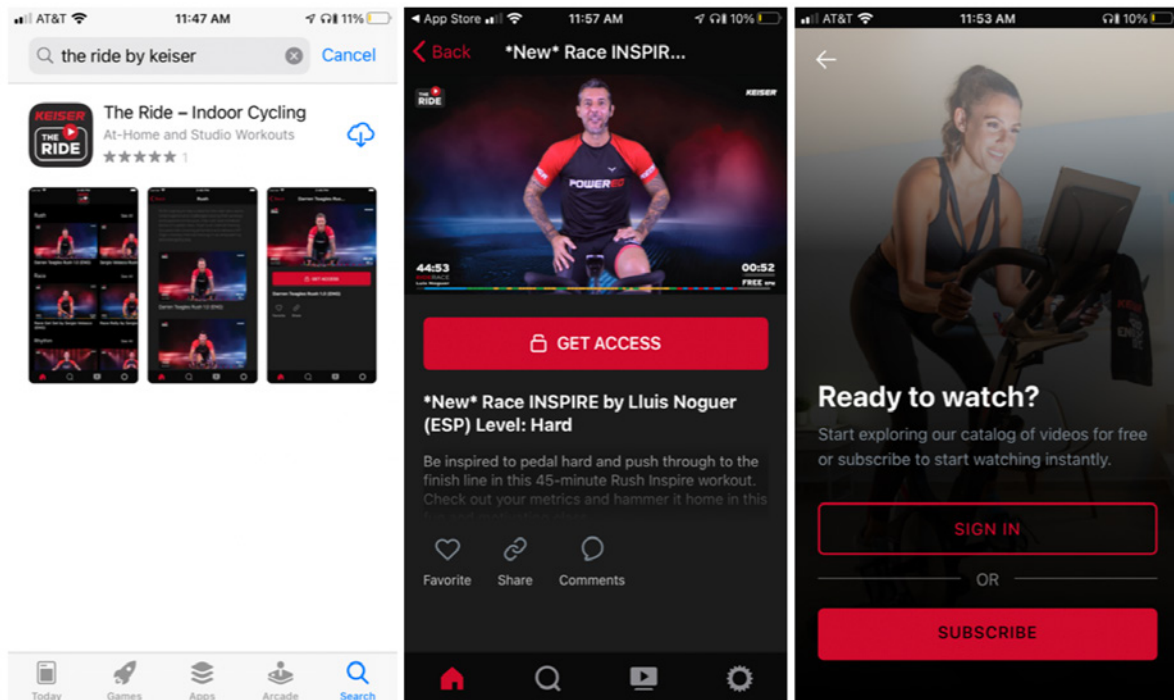
STEP 5

Now you've officially created your account for The Ride and will be directed to a catalog page. Here you can choose classes from various ride categories and intensity levels.



STEP 6

If you have other devices you'd like to use The Ride on, visit the Apple Store or Google Play Store on the device to download the app. To sign in, choose a workout and click 'Get Access' and then click 'Sign In' on the following screen. Use the same credentials you created on The Ride website to start streaming workouts.



STEP 7

Enjoy The Ride!

KEISER[®]

